

HWFS95NW1, HWFS95NB1

# 9.5kg 500 Series Front Load Washing Machine

Haier



HWFS95NB1



HWFS95NW1

Height

850 - 865mm

Width

595mm

Depth

565mm

Weight (Packaged)

71kg

Weight (Product)

68kg

## FEATURES

- 9.5kg capacity ideal for larger households
- 29-minute Ultra Speed cycle for quick washes
- Speed Up function shortens most cycles
- Steam Refresh to reduce odours and creases
- 14 wash programs including Woolmark Black certified cycle
- Add a Garment function for mid-cycle flexibility
- Slimline depth fits existing cabinetry
- 5-star water and 5-star energy ratings
- Anti-Bacteria Treatment (ABT) in door gasket
- Drum Clean cycle helps maintain hygiene and performance

## ACCESSORIES

- ASKSNB1 (Stacking Kit Dark)
- ASKSNW1 (Stacking Kit White)

The models shown in this Specification Guide (SG) may not be available in all markets and are subject to change at any time. Product specifications may vary from those shown. This SG should not be used as installation guidance for any product. Further information is required to safely and correctly install the products featured here. Specific installation guidance will be available with the product on delivery and on our website [haier.com](http://haier.com)

# Haier

HDHPS80NW1, HDHPS80NB1

## 8kg 500 Series Heat Pump Dryer



HDHPS80NB1



HDHPS80NW1

Height

845 - 855mm

Width

595mm

Depth

586mm

Weight (Packaged)

55kg

Weight (Product)

51kg

### FEATURES

- 8kg capacity with 8-star energy efficiency
- Heat Pump technology for gentle, low-temperature drying
- Reduces running costs by up to 60%\* compared to vented models
- Ultra Reverse Drum reduces tangling and improves drying evenness
- Slim 586mm depth with no venting required
- Allergy Care cycle helps remove common allergens
- Woolmark Blue certified cycle for handwash woollens
- Rack Dry option for shoes and delicates
- Drum light and modern touch controls
- Available in Dark or White to match Haier 500 Series Washers (HWFS95NW1, HWFS95NB1)

\*\*Based on kWh consumption displayed in energy labels, electricity price of \$0.25 per kWh, and compared to Haier Vented Dryer HDV70AWW1.

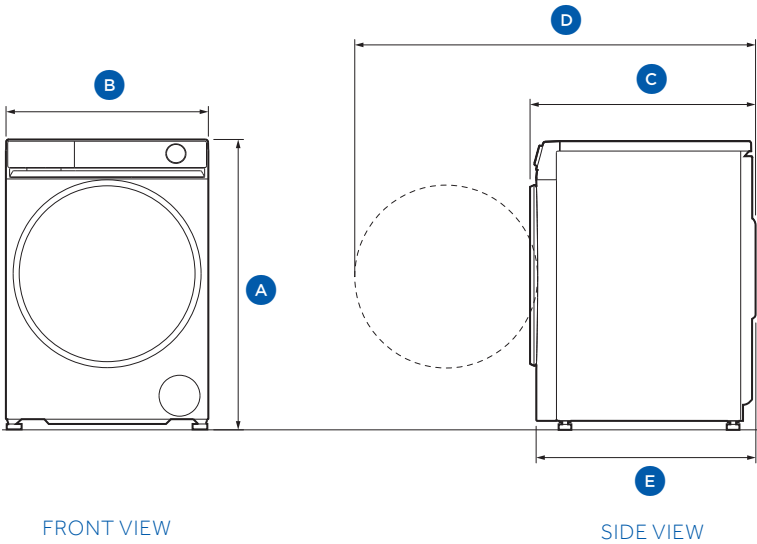
### ACCESSORIES

- ASKSNB1 (Stacking Kit Dark)
- ASKSNW1 (Stacking Kit White)

The models shown in this Specification Guide (SG) may not be available in all markets and are subject to change at any time. Product specifications may vary from those shown. This SG should not be used as installation guidance for any product. Further information is required to safely and correctly install the products featured here. Specific installation guidance will be available with the product on delivery and on our website [haier.com](http://haier.com)

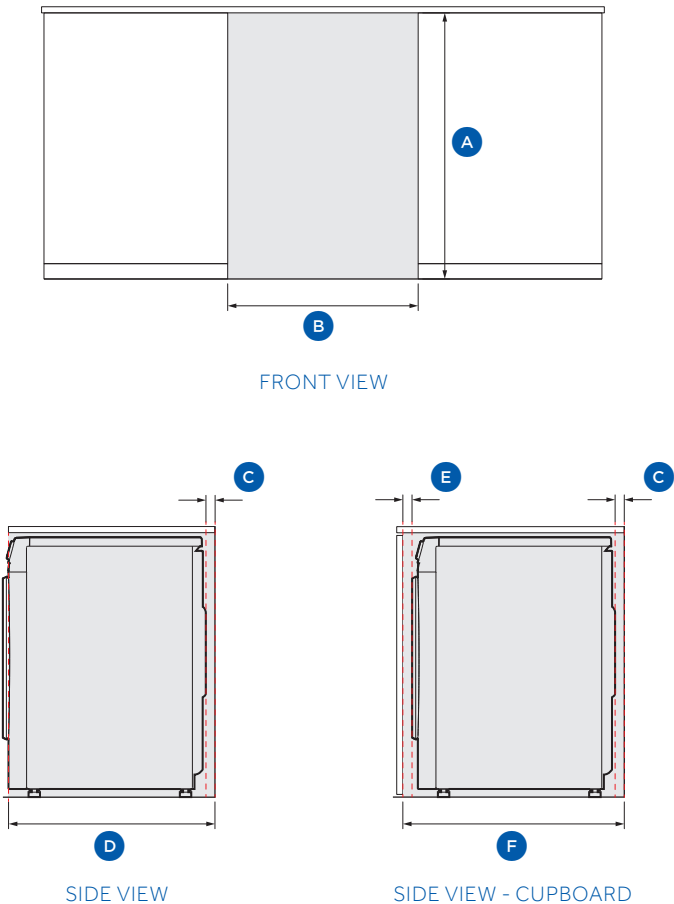
# Product Overview

## PRODUCT DIMENSIONS



	mm
A Overall height	850 - 865
B Overall width	595
C Overall depth (door closed)	565
D Overall depth (door open)	1051
E Overall depth (excluding door)	541

## CAVITY DIMENSIONS



	mm
A Minimum height of cavity	865
B Minimum width of cavity	622
C Minimum clearance at back of cavity	30
D Minimum depth of cavity (excluding product door)	581
E Minimum clearance at front of cavity for in cupboard	30
F Minimum depth of cavity in cupboard	635

Note: If installing behind a cabinetry door, it must be hinged on the same side as the washing machine. There must be a minimum clearance of 30mm from the front of the washing machine door to the internal face of the cabinetry door for the product to operate safely.

The enclosed space must be provided with sufficient ventilation to meet local building code requirements or the door must be open while the product is operating.

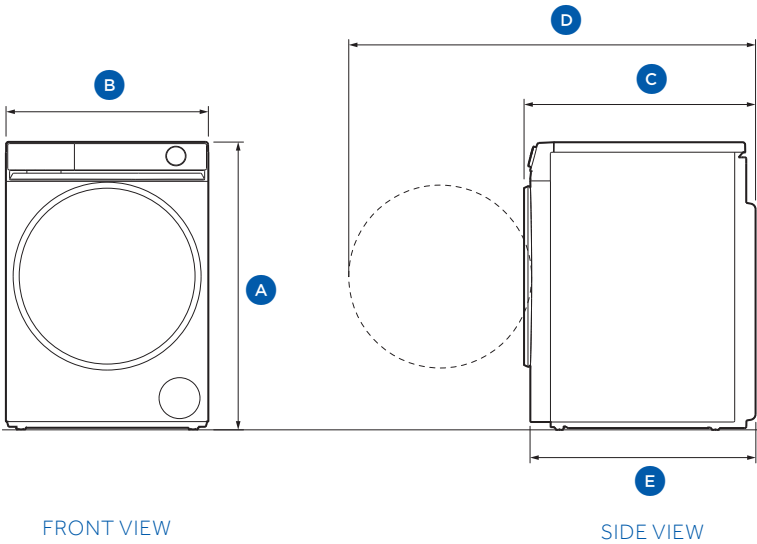
## SERVICES

- Supply 220-240 V, 50 Hz
- Service 10 A
- Connection Flex cord with plug

The models shown in this Specification Guide (SG) may not be available in all markets and are subject to change at any time. Product specifications may vary from those shown. This SG should not be used as installation guidance for any product. Further information is required to safely and correctly install the products featured here. Specific installation guidance will be available with the product on delivery and on our website [haier.com](http://haier.com)

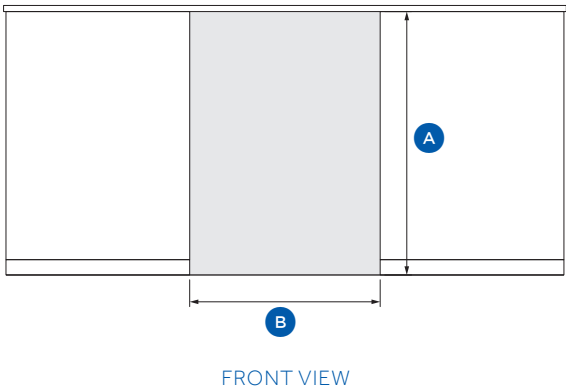
# Product Overview

## PRODUCT DIMENSIONS



	mm
A Overall height	845 - 855
B Overall width	595
C Overall depth (door closed)	586
D Overall depth (door open)	1068
E Overall depth (excluding door)	558

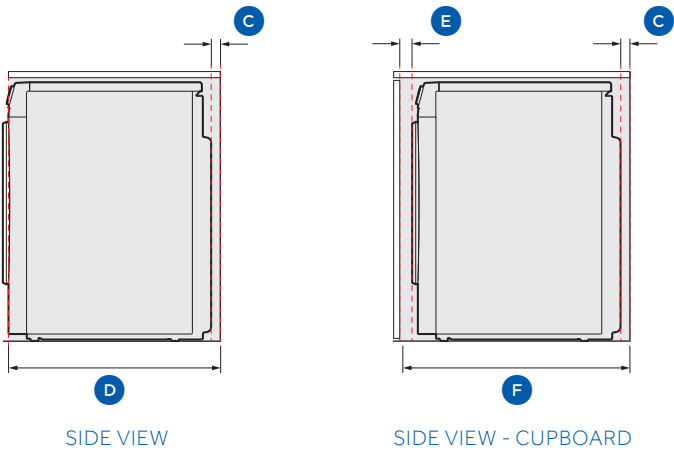
## CAVITY DIMENSIONS



	mm
A Minimum height of cavity	865
B Minimum width of cavity	622
C Minimum clearance at back of cavity	30
D Minimum depth of cavity (excluding product door)	598
E Minimum clearance at front of cavity for in cupboard	40
F Minimum depth of cavity in cupboard	666

Note: If installing behind a cabinetry door, it must be hinged on the same side as the dryer. There must be a minimum clearance of 40mm from the front of the dryer door to the internal face of the cabinetry door for the product to operate safely.

The enclosed space must be provided with sufficient ventilation to meet local building code requirements or the door must be open while the product is operating.

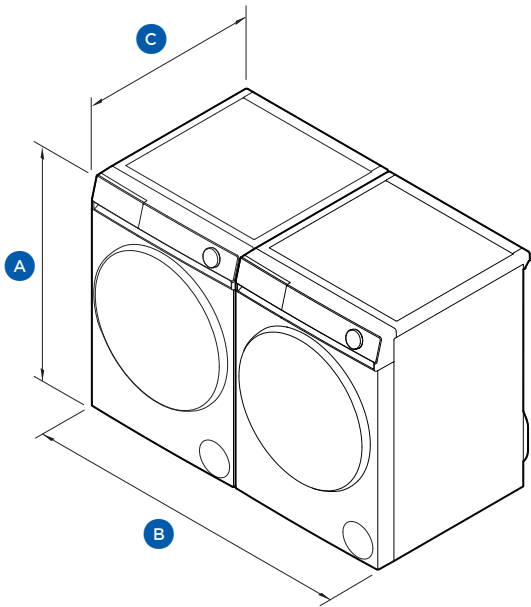


## SERVICES

- Supply 220-240 V, 50 Hz
- Service 10 A
- Connection Flex cord with plug

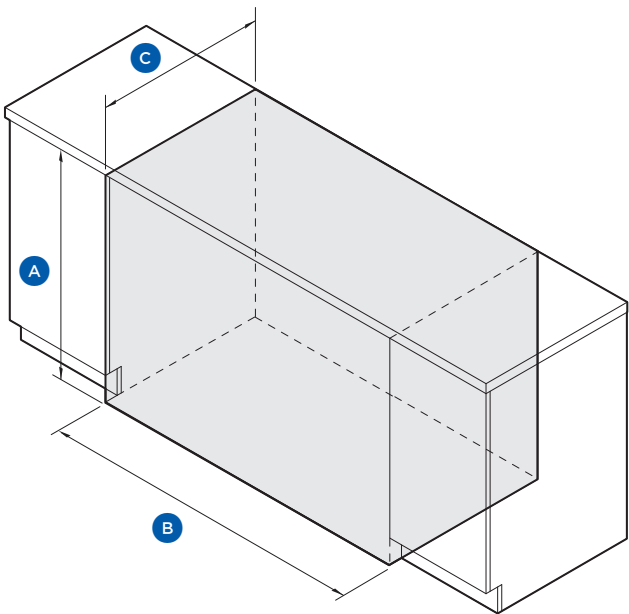
# Product Overview

## PRODUCT DIMENSIONS



		mm
A	Minimum height	850
B	Overall width	1207
C	Overall depth (door closed)	586

## CAVITY DIMENSIONS

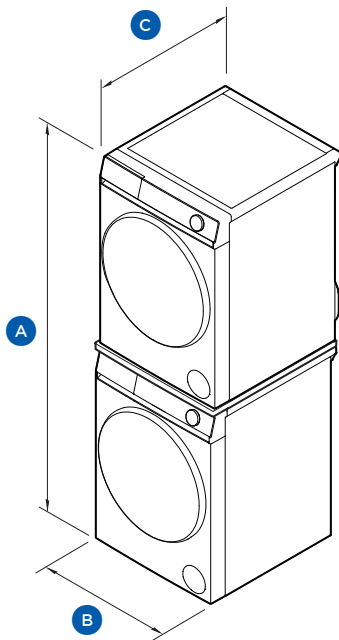


		mm
A	Minimum height of cavity	865
B	Minimum width of cavity	1234
C	Minimum depth of cavity (excluding product door)	598
	Minimum depth of cavity in cupboard	666

Note: For more details on ventilation and behind cupboard installation requirements, refer to the individual product overview pages.

# Product Overview

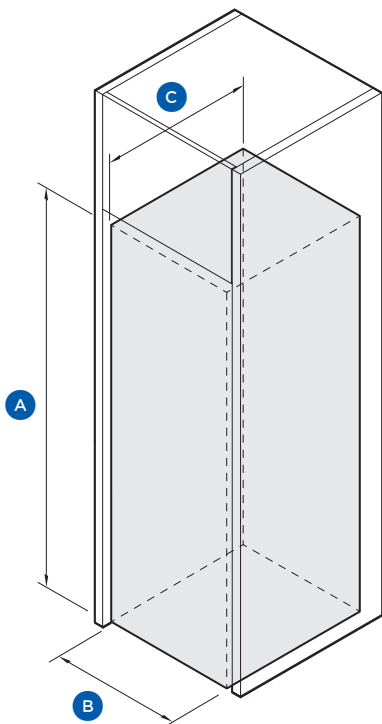
## PRODUCT DIMENSIONS



		mm
A	Minimum height*	1696
B	Overall width	595
C	Overall depth (door closed)	603

\*Including stacking kit height (sold separately).

## CAVITY DIMENSIONS



		mm
A	Minimum height of cavity	1711
B	Minimum width of cavity	622
C	Minimum depth of cavity (excluding product door)	619
	Minimum depth of cavity in cupboard	673

Note: For more details on ventilation and behind cupboard installation requirements, refer to the individual product overview pages.